

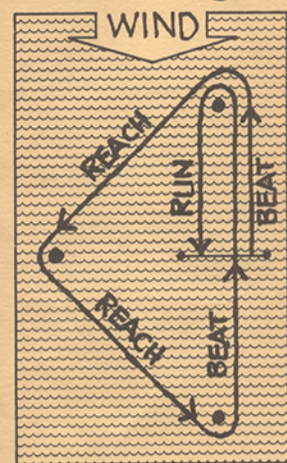
# Sunfish Racing Made Easy

CANADA LAKE SAILING CLUB

CANADA LAKE, N.Y.

Ever wanted to join the multi-colored fleet of Sunfish zipping about on the lake every weekend? Then this newspaper is for you. Read it a few times, study the information and visuals, rig your Sunfish according to the diagram and come racing.

## Sailing Terms



**STARBOARD** (right) - right side or everything to the right.

**PORT** (left) - left side or everything to the left.

**BEATING** - a course directly into the wind.

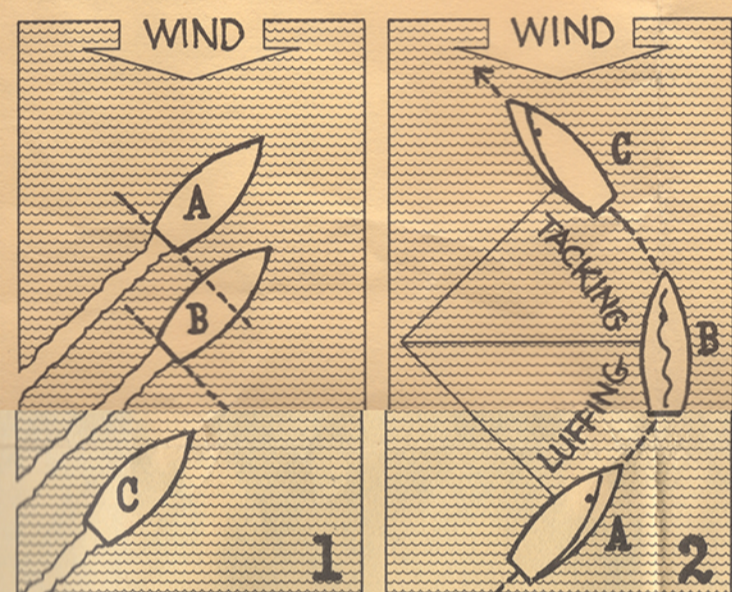
**RUNNING** - a course with the wind astern or behind.

**REACHING** - all courses across the wind, in between beating and running.

**PROPER COURSE** - the course a boat would sail to finish as quickly as possible in the absence of other boats.

**DIAGRAM 1.** Boat A is windward (upwind, nearest to the wind) of boats B and C. Boat C is leeward (pronounced loo-ard, downwind, farthest from the wind) of boats A and B, and boat B is leeward of boat A and windward of boat C.

An overlap is established when a boat (B) has overtaken an imaginary line projected abeam from the transom of the other boat (A). Boats A and B are clear ahead of boat C. Boat C is clear astern of boats A and B.

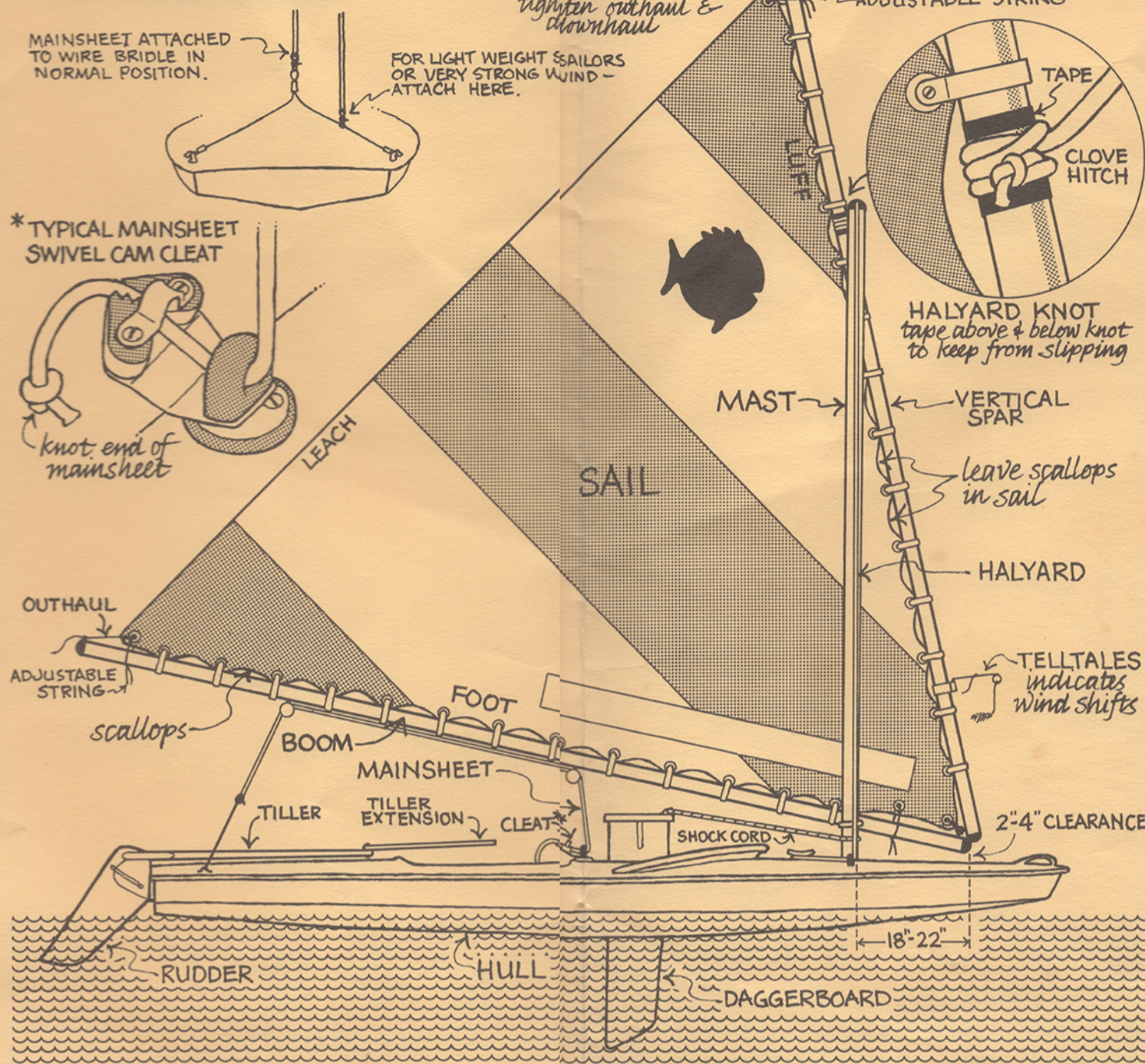


**DIAGRAM 2.** Luffing begins (A) as the boat turns up into the wind. Just past head-to-wind (B), tacking begins and continues until the boat is on its new tack.

**GYBING** - Changing tacks with the wind coming from behind is called gybing. The boom moves from one side of the boat to the other.

Knowledge of these basic sailing terms will assist you in understanding the following Basic Right-of-Way Rules. There are many racing rules, but familiarity with those pictured below will allow you to race competitively with us. An excellent illustrated source book of the complete rules is Eric Twinn's THE RULES BOOK.

## HOW TO RIG A SUNFISH



CLSC dues are only \$3 per boat. That entitles you to participate in about 20 races during the summer, including the 2 series races each Saturday at 2pm during July and August, special races such as the 4th of July Race, Sunfish Team Races and the Olde Tymers Race, generally held on Sunday afternoons. Plus awards parties and our annual Pot Luck Dinner. Where else can you get that much value for your money? And you don't have any gas tank to fill!

Trophies are awarded for special races and the July and August series in three divisions; Sunfish "B" Division for novice sailors, "A" Division for experienced Sunfish skippers, and the Super Sunfish - a high performance racing version of the Sunfish. (This consists of a different sail, mast, boom and additional controls which fit the normal Sunfish hull with minor alterations. This Super Sunfish "kit" is available from Sunfish dealers.)

## Ground Rules

The following is a brief list of the CLSC Ground Rules which will aid you in competing with us.

1. All property owners, their fam-

ilies, guests, and renters of property on Canada Lake are eligible for membership in the CLSC.

2. All boats must have identifying numbers prominently displayed on the mainsail. These may be official class numbers or CLSC numbers which may be purchased from the CLSC Treasurer.

3. All sailors must wear life jackets or ski belts.

4. All boats must check in (name & number) prior to the race with the Starting Squad.

5. The Sunfish Classes will start at 2:05 with five warning horn blasts at 2:00, four blasts at 2:01, three at 2:02, two at 2:03, one at 2:04, and one long horn blast at 2:05 to signal the start. This starting horn will also serve as the five minute warning for the Super Sunfish Class. Similar minute interval horn blasts and a starting blast at 2:10 will start the Super Sunfish.

6. Races may be postponed or canceled at any time prior to or during the race if required by weather conditions.

7. A boat committing a violation of the rules, called a foul, may satisfy the penalty by executing two 360 degree turns as close to the area of the foul as possible but without interfering with other boats. If the foul is

not satisfied, the boat should be protested. Anyone making a protest or being protested, should give the circumstances, actions taken, and witnesses names to the Starting Squad as soon after the race as possible. Protests will be heard by the Protest Committee immediately following the race. We will use and abide by the USYRU (United States Yacht Racing Union) codes and rules.

8. A minimum of five of the eight races in each series must be sailed to qualify for series trophies. Only the best five race results will be counted toward trophies.

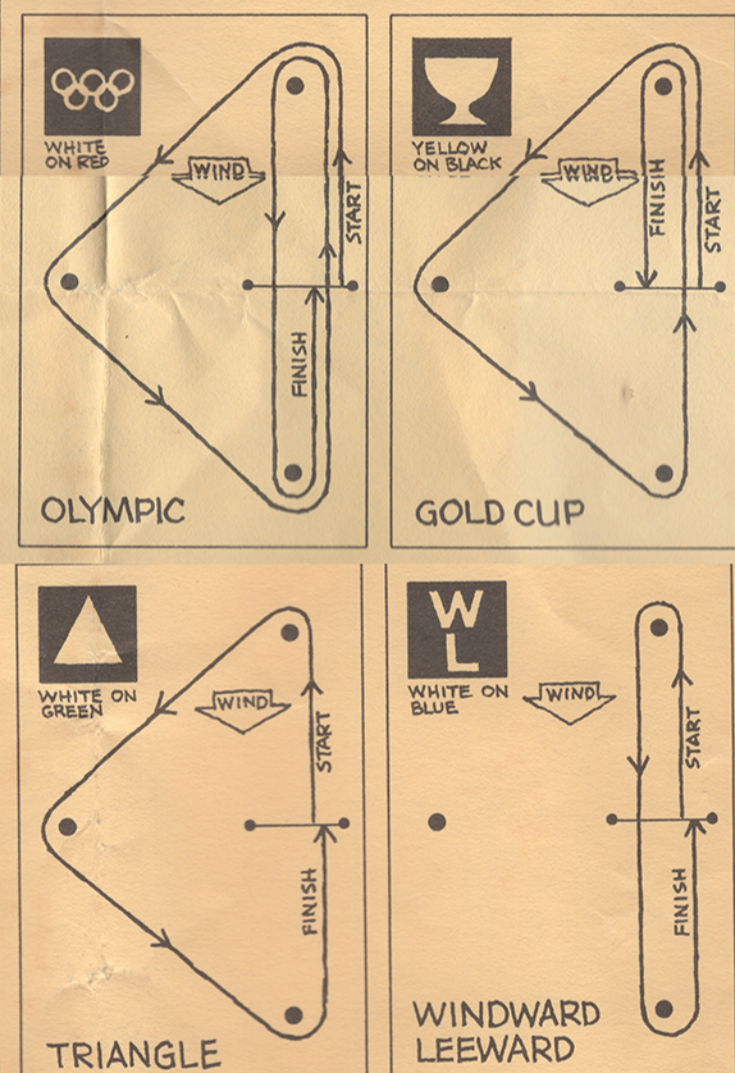
9. Scoring is based on a low point system with 3/4 for first place, 2 for second place, 3 for third, etc. The intent is that a boat taking a first and third should beat a boat which took two second places.

## Race Locations



Races are generally held in two locations; 1. Island starts with the starting line between the island and the shore, 2. with the starting line off the Yuenger/Michaels dock on the North shore. Special races are occasionally held at other locations.

## Course Diagrams



The course is laid out as a triangle with the first leg always upwind. Four variations may be sailed on this triangular course as depicted above. A corresponding sign will be displayed at the starting dock. (See upper left hand corner of diagrams.) A plastic laminated version of these diagrams that can be taped to your boat is available from the CLSC.

Keep your eye on the CLSC bulletin board at the Canada Lake Store for race results, notices and sign-up sheets (for Pot Luck Dinner and the Team Races).

A General Membership Meeting is held prior to the 4th of July Race and all potential members are welcome. Place and time are posted at the store and in the ECHO.

The CLSC needs volunteers to man Safety Boats for the races and to serve on the Starting Squad at the starting dock. Please contact the CLSC President if you are interested.

## Racing Tips

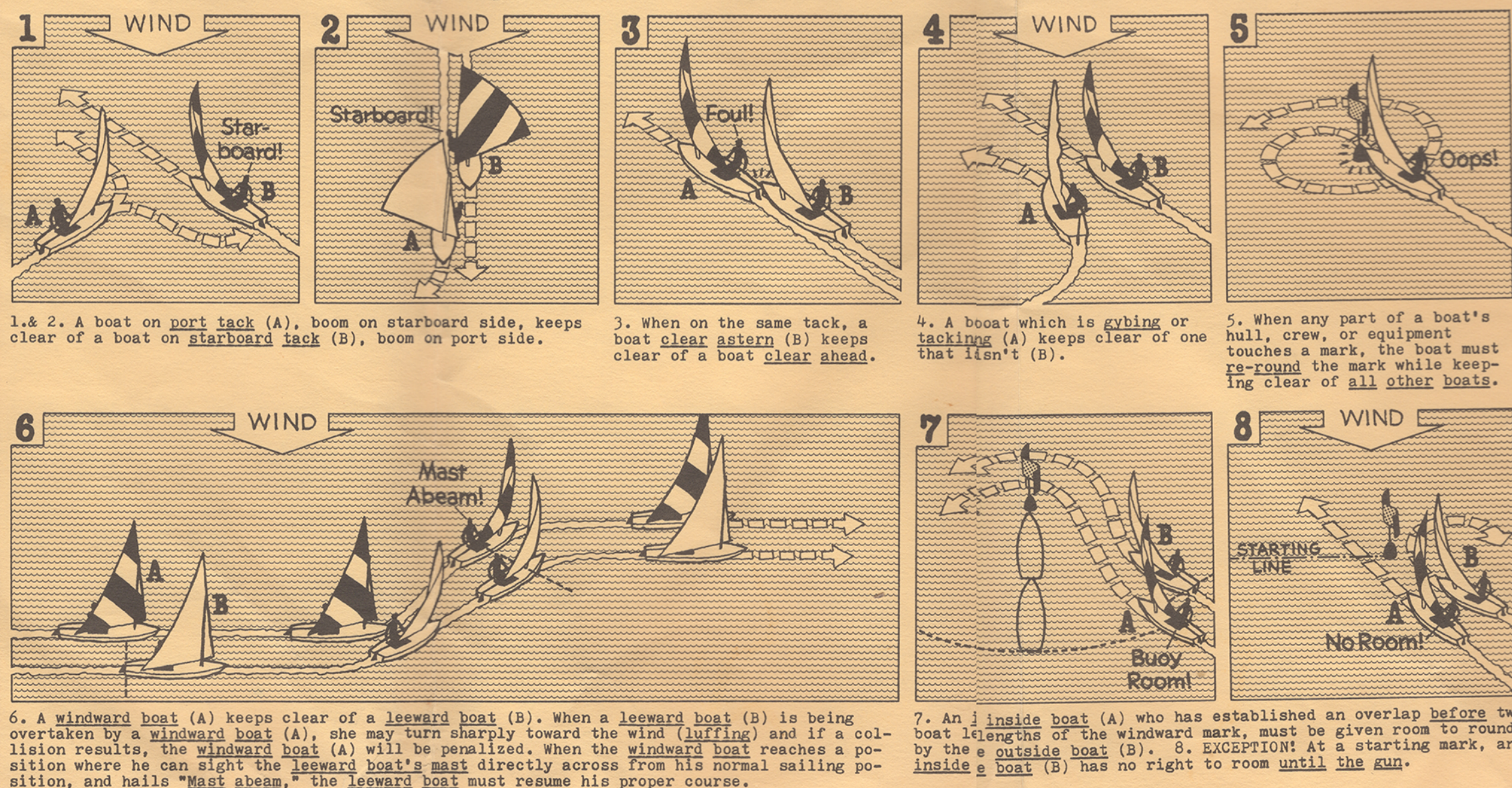
**SAIL IT FLAT!** Keep hull flat - too much heel (lean) is slow!

When running, starboard tack is favored - better sail shape because mast does not break sail.

If you're going slow on a beat or a reach, let the sail out a bit. The tendency is to sheet in too much!

The Canada Lake Sailing Club

# BASIC RIGHT-OF-WAY RULES



1. & 2. A boat on port tack (A), boom on starboard side, keeps clear of a boat on starboard tack (B), boom on port side.

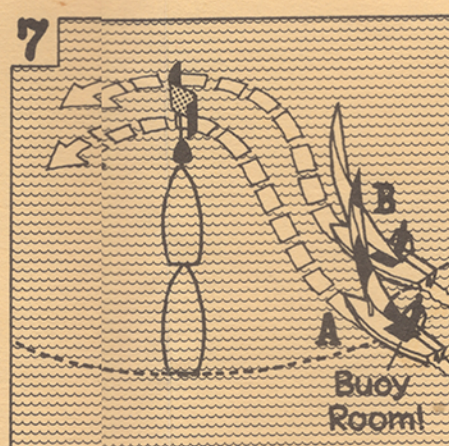
3. When on the same tack, a boat clear astern (B) keeps clear of a boat clear ahead.

4. A boat which is gybing or tacking (A) keeps clear of one that isn't (B).

5. When any part of a boat's hull, crew, or equipment touches a mark, the boat must re-round the mark while keeping clear of all other boats.



6. A windward boat (A) keeps clear of a leeward boat (B). When a leeward boat (B) is being overtaken by a windward boat (A), she may turn sharply toward the wind (luffing) and if a collision results, the windward boat (A) will be penalized. When the windward boat reaches a position where he can sight the leeward boat's mast directly across from his normal sailing position, and hails "Mast abeam," the leeward boat must resume his proper course.



7. An inside boat (A) who has established an overlap before two boat lengths of the windward mark, must be given room to round by the outside boat (B). 8. EXCEPTION! At a starting mark, an inside boat (B) has no right to room until the gun.